

TOSHIBA
Leading Innovation >>>

e-STUDIO355
e-STUDIO455



The Versatile Solution.



Print



Copy



Colour
Scan



Fax



e-STUDIO



Toshiba 3rd generation e-BRIDGE technology has put the new e-STUDIO355/455 in the center of every office user's needs. The new model is reliable, efficient, easy-to-use in black-and-white print, copy, fax and optional colour scan. With the colour scan speed of 23spm at 600dpi, this system dramatically enhances office productivity and efficiency. The new stylish and compact design serve as an eco-friendly performer and conform to the various environmental standards.



Let e-STUDIO Heighten Your Work Performance

The e-STUDIO355/455 offer greater benefits on colour document handling with many other solutions on a monochrome machine, universal design that require minimal efforts and dramatically enhances office productivity and security. They consist of a wide-range of protocols, including IPv6 and next-generation formats such as XPS for Windows Vista™ and Windows Vista™ Premium.

Colour Scan

The e-STUDIO 355/455 feature an optional full-colour scanning function for effective input of colour data that can be easily used by various applications. Various features enable you to store and transmit the imported data in its original colour.

Improved Design, Improved Usability

The compact design of e-STUDIO355/455 has added several user-friendly features. The flexible tilting colour control panel is adjustable of up to 84°, adapting to users' height to provide clarity.

The large and easy-to-understand icons provides a good overview of the MFP functions. Authenticated user can directly get their "My Menu" panel or personal templates at the touch of single button.

Other improved design include an accessible arm that makes closing the RADF much easier, paper cassette handles that are easy to grip from either the top or bottom for the wheel-chair bound.

Provide a Complete



- Accessible Arm**
- * Handy for the wheelchair bound
 - * Closing and opening of RADF with ease

Scan-to-USB

- * Make lesser back and forth trips as direct print-from and scan-to-USB media in various formats (PDF, XPS, JPEG) available

Wide Range of Options

- * Paper handling for all needs
- * Simple, yet professional finishing capabilities with modest mechanism




8.5" Colour LCD Touch Panel

- * Flexible 45° to 84° tilting angle
- * 12,060 large iconic templates

Diverse Range of Solutions to Streamline Workflow

Toshiba Solutions offer true control over your business information, allowing you to print, search, save, edit, distribute, manage, track and improve their business documents and document workflows.

Business information and intelligence can also be securely protected throughout the whole document cycle of print, copy, scan, fax and etc. Our innovative technologies and solutions can help simplify business operations, increase work productivity and achieve more in less time. Now with Toshiba e-STUDIO Solutions, you can totally entrust your business challenges to us.



Easy to handle Universal Drawers



- * Wider inner tray
- * Easy access for the wheelchair bound

Compact Body

- * Slim design with built-in Automatic Duplex Unit



Toshiba's Technologies

Toshiba delivers exceptional all-round advantages by integrating numerous next-generation advances and eco-friendliness.

3rd Generation e-BRIDGE Technology

Toshiba e-BRIDGE Technology is the core of the e-STUDIO series. The 3rd generation is even more advanced than before, especially in providing user-accessibility. It is a gateway to software solutions that enhances productivity, security and document management. It greatly expands processing power and external networking capabilities for swift productivity. Also, attractive new functions are provided by the new user interface and advanced system software.



Eco-efficient Technology

Toshiba is committed to make every office more ecologically friendly. This can be witnessed in these models' features.

The e-STUDIO355/455 feature Toshiba's unique toner recycling mechanism that ensures no wastage of toner and no additional cost to purchase waste toner bags.

The new Super Sleep Mode drastically reduces power consumption down to one watt when the MFP is not in full operation. The Paper Jam Indication helps to save on paper and toner consumption as well as copy charge.



When Efficiency Matters

e-STUDIO355/455 offer greater benefits of colour documents handling on a monochrome machine.

Colour Scan

The e-STUDIO355/455 are a series of high performance monochrome MFPs with a brand new optional colour scanning function that allows you to scan and import colour data. This new function gives an effective input of colour data that can be easily used by various applications. This series also offer high compatibility with a wide-range of protocols that include IPv6, XPS for Windows Vista™ and more.

With optional Toshiba Re-Rite solution, you will be able to scan and convert colour data into editable file formats, expanding the means of document capturing and archiving in colour.

Benefits:

- i. Colour document archiving for e-Filing
- ii. Ideal when scanning originals in full colour

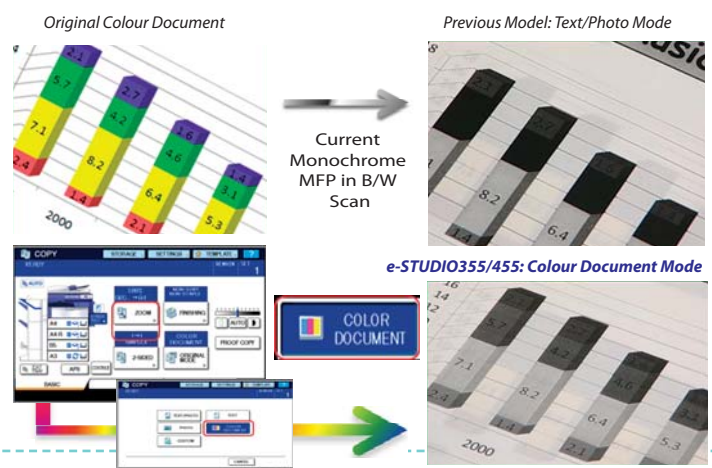
**Require optional GM-4160 (Scanner Kit) or optional GM-2160 (Printer / Scanner Kit)*

Colour Document Mode for Copy

When an original colour document is copied in usual Text/Photo mode, it makes the text on the background difficult to read. The e-STUDIO355/455 feature a Colour Document Mode for copy that utilizes the RGB sensors, thus lowering the optimal background density for clearer reading of text in a well distribute monochrome greyscale.

Benefits:

- i. More readable text in dark background
- ii. Colour Document Mode is able to adjust coloured background intensity to maximize legibility of text against dark colours



Effortless Navigation

With numerous functions built-in with the latest e-BRIDGE technology, you can access and navigate the e-STUDIO355/455 series with ease and speed.

I. Fast and Easy Job Search and Display

Job Display function provides a rapid way of searching the latest jobs sent to the MFP (by means of displaying them in ascending or descending order).

II. Cut Down Unnecessary Printouts

In the Hold Print function, print jobs sent from user's computer can be held in the MFP and be selected later for printing. It can prevent the user from outputting unwanted print jobs by mistake.

III. More Personalized Options

Email addresses can now be set in the BCC Transmission. The various options are: TO & CC, TO & BCC, TO or BCC. This feature is applicable to all Scan-to functions, including e-Filing, Box-to-Email and Transfer Received of Fax or Internet Fax-to-Email.



A Total Peace of Mind

High level of security is a must for every office. e-STUDIO355/455 provide advanced security features with ease.



Solid Security Made Easy

Highly secure functions are enforced to ensure minimal risk on your company's data.

I. Prevents Unauthorized Job Interference

Users can set Alias Username in the Hold Print & Private Print functions by inputting their preferred names from the printer driver upon sending the job for printing.

II. Enhanced Usage Control

The RoleBasedAccessControl (RBAC) function enhances security by managing or preventing the usage of certain functions in the machine. It accurately monitors individual or group usage. User can easily access to personal template through a single touch of MENU key function. RBAC also reduces unnecessary expenditures through flexible control of functions usage for all users, including guests.

III. Allows Secure Access Control of Your System

IP and MAC Address Filtering feature IP and MAC addresses from which the MFP can be accessed are strictly controlled to prevent illegal access.

The new e-STUDIO series conform to the IEEE802.1X standard that ensures only authorised users are allowed to access to the system.

IV. Password Protection for Various MFP Functions

Encoded Password is set to prevent unauthorized user from printing out the job or accessing the e-Filing folders. Password can be set on functions, such as Private Print, Department Code and e-Filing Box.

V. Full-Scale Protection to Your Important Data

IPSec protects data flows from being tampered within the transmission process between the server and user's computer, firewalls and routers, security gateway and a host. Internet Protocol (IP) communications are secured by authenticating and encrypting each IP packet of a data stream.

** Require GP-1080 (IPSec Enabler)*

Data Overwrite Enabler allows your data to be encrypted when it is sent to the MFP for output. Upon job completion, the data will be securely erase without leaving traces behind.


** Require GP-1070 (Data Overwrite Enabler)*

VI. Prevents Illegal Copying of Confidential Materials

In the Hardcopy Security Printing function, hidden security characters in the background will appear when unauthorized copying is attempted.



Hidden security characters are embedded in the background



Hidden security characters are revealed upon copy output

Eco-efficient With Cost-Effective Technologies

I. Save on Consumables and Expenditure

From the Paper Jam Indication feature, the MFP does not pick up paper upon wrong paper size setting and weight selection. Thus reducing paper and toner usage and copy charge.

II. Continous Productivity Without Interruption

Paper-on-the-Fly allows continuous productivity while replenishing the papers conveniently on tandem Large Capacity Feeder (LCF).

III. Greatly Reduce Toner Consumption

Original Outside Erase cuts down unnecessary toner consumption and presents documents in a more professional manner. It also eliminates surrounding dark area for copying and scanning if a page or any object is copied or scanned with an opened platen cover or RADF.

IV. Reduce Paper Usage

The Omit Blank Page feature helps to reduce copy charge, lesser paper consumption and offers better productivity. It also eliminates blank pages without manual intervention for both copy and scan jobs. This is especially useful for double-sided originals.



Original : 5 sheets of paper



Result : 4 sheets of paper



A Gateway to Flexible Solutions

e-STUDIO355/455 feature Toshiba 3rd generation e-BRIDGE Solutions that enhance document, management and flexible expansion of e-STUDIO MFPs integration capabilities.



Diverse Range of Applications to Streamline Workflow

- **e-BRIDGE Re-Rite** is a scan server application that offers OCR processing for e-STUDIO scanned data to convert to Word, Excel and other editable text file formats. This improves business process through enhanced productivity while saving time with a touch of a button on the control panel.
- **e-BRIDGE Job Separator** allows you to quickly create multiple sets of job and divide them automatically. It also enable you to save frequently used settings as a template that can be easily recalled for batch printing on a regular basis. Offices are able to save cost due to time savings and thus cutting down on the wage costs for all the counting, sorting and manual addressing of printouts.
- **e-BRIDGE Job Build** expands the capabilities of your e-STUDIO MFP by allowing it to combine multiple documents of various file applications, paper types and document settings, into a single print job. Multiple copies of each set can be printed swiftly and easily. Costs can be reduced by switching between color and black-and-white printing within the same job. This application eliminates time-consuming sorting and hand collating.
- The **e-BRIDGE ID-Gate**, an MFP iClass card authentication system drastically simplify authentication processes.
- The **e-BRIDGE Fleet Management System (EFMS)** allows you to have consolidated management of e-STUDIO and other 3rd-party output devices in your office. User will be able to monitor and measure almost everything with regards to device usage or consumption in order to provide timely notifications on current and potential device disruptions.
- Toshiba's **e-BRIDGE Open Platform** is a flexible, open software architecture that allows our value-added solution partners to create a truly customized MFP solutions. By expanding the integration capabilities of Toshiba MFPs, we can better help our customers streamline processes and improve efficiency and productivity. Thus, allowing customers to reduce overall costs and improve bottom line.
- The **External Interface Enabler** is a web browser to view user interface on a web application on a MFP.
- The **Meta Scan** function enables easy support for Meta Data (XML) that helps streamline the workflow by allowing connectivity with external systems and applications.

*e-BRIDGE Solutions varies from region.

Options

Finishers

Saddle-Stitch + Hole Punch Unit

Tray Capacity:

- 500 sheets (B4, A3, B5-R, A4-R)*
- 1,000 sheets (A4, B5, A5-R)*

Number of sheets per staple:

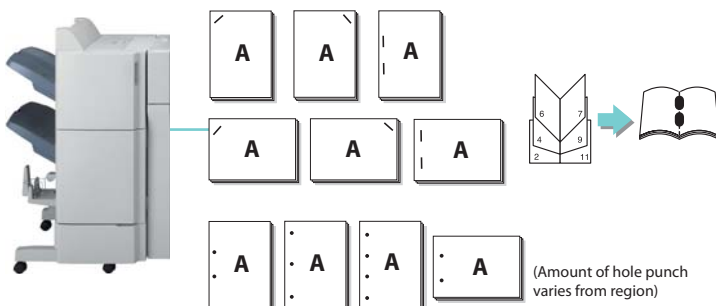
- 30 sheets (A4-R, B4, A3, B5-R)*
- 50 sheets (A4, B5, A5-R)*

Tray Capacity (Bookbinding):

- 10 sets (11 to 15 sheets)*
- 20 sets (6 to 10 sheets)*
- 25 sets (less than 6 sheets)*

Number of sheets per fold + stapling (Bookbinding):

- 15 sheets (B4, A-4R, A3)* 64-80 g/m²



Hanging Finisher

Tray Capacity:

- 500 sheets (B5-R, A4-R, B4, A3)*
- 1,000 sheets (A4, B5, A5-R)

Number of sheets per staple:

- 30 sheets (A4-R, B4, A3, B5-R)*
- 50 sheets (A4, B5, A5-R)*



Multi-Staple + Hole Punch Unit

Tray Capacity:

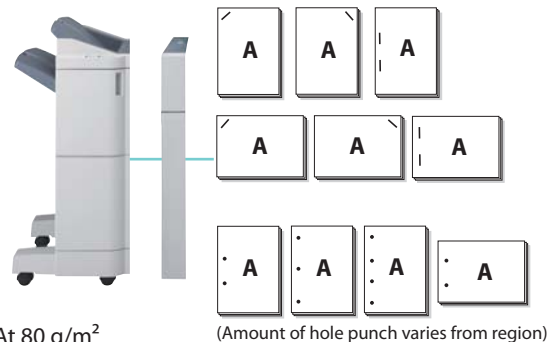
- Finishing Tray - 1,000 sheets (A4-R, B4, A3, B5-R)*
- 2,000 sheets (A4, B5, A5-R)*

Stationary Tray -

- 125 sheets (A4-R, B4, A3, B5-R)*
- 250 sheets (A4, B5, A5-R)*

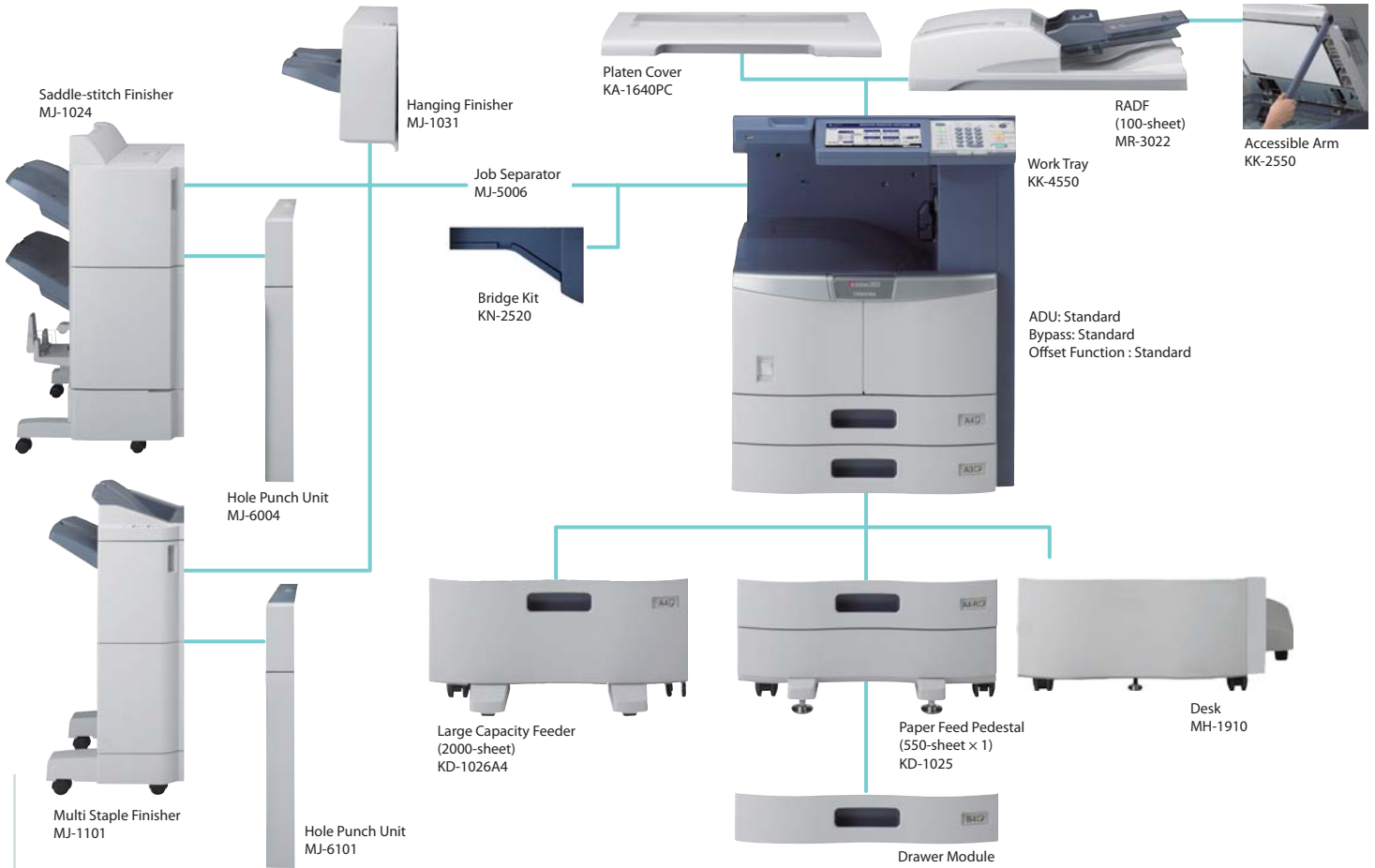
Number of sheets per staple:

- 30 sheets (A4-R, B4, A3)*
- 50 sheets (A4, B5)*



A Full Range of Configuration and Option

e-STUDIO 355/455 come in a wide variety of options that offers vast flexibility to suit your every business need.



Function	Copy Std.	Print	Scan		Fax	Internet Fax	Network Fax	
			File USB E-mail				PSTN	Internet
Printer Kit	<input type="checkbox"/>	<input type="checkbox"/>						<input type="checkbox"/>
Scanner Kit	<input type="checkbox"/>	<input type="checkbox"/>	<input type="checkbox"/>			<input type="checkbox"/>		<input type="checkbox"/>
Printer/Scanner Kit or Printer kit + Scanner kit	<input type="checkbox"/>	<input type="checkbox"/>	<input type="checkbox"/>			<input type="checkbox"/>		<input type="checkbox"/>
Fax Unit	<input type="checkbox"/>	<input type="checkbox"/>			<input type="checkbox"/>	<input type="checkbox"/>		<input type="checkbox"/>
Printer Kit + Fax Unit	<input type="checkbox"/>	<input type="checkbox"/>			<input type="checkbox"/>	<input type="checkbox"/>	<input type="checkbox"/>	<input type="checkbox"/>
Scanner Kit + Fax Unit	<input type="checkbox"/>	<input type="checkbox"/>	<input type="checkbox"/>		<input type="checkbox"/>	<input type="checkbox"/>		<input type="checkbox"/>
Fax Unit + Printer/Scanner Kit or Fax Unit + Printer kit + Scanner kit	<input type="checkbox"/>	<input type="checkbox"/>	<input type="checkbox"/>		<input type="checkbox"/>	<input type="checkbox"/>	<input type="checkbox"/>	<input type="checkbox"/>

Options (continue)

Inner Tray

Job Separator



Tray Capacity:
150 sheets (Upper Tray)
250 sheets (Inner Tray)

Drawers

Paper Feed Pedestal

Paper Size: A3, A5-R, A4
Paper Weight: 64 to 105 g/m²
Paper Capacity: 550 sheets at 80 g/m²



Large Capacity Feeder

Paper Size: A4
Paper Weight: 64 to 105 g/m²
Paper Capacity: 2000 sheets at 80 g/m²



Drawer Module

Paper Size: A3, A5-R, A4
Paper Weight: 64 to 105 g/m²
Paper Capacity: 550 sheets at 80 g/m²



Specifications

General	
Copying Process	Indirect electrostatic photographic method
Processor	Power PC 440 / Core 667MHz
Copying Type	1 beam laser printing (Memory copy standard)
Max. Paper Capacity	With 80g/m ²
- Standard (1,200 sheets)	Drawer 1 (550 sheets), Drawer 2 (550 sheets), Stack Feed Bypass (100 sheets)
- Max (3,200 sheets)	Drawer 1 (550 sheets), Drawer 2 (550 sheets), Large Capacity Feeder: (2000 sheets), Stack Feed Bypass (100 sheets)
Paper Size	Drawers: A3/A4/A5-R Stack Feed Bypass: A3/A4/A5-R Large Capacity Feeder (Pedestal type): A4 Paper Feed Pedestal: A3/A5-R
Paper Weight	Drawers: 64 - 105 g/m ² Stack Feed Bypass (Multi-feed): 64 - 209 g/m ² Stack Feed Bypass (Single-feed): 52 - 209 g/m ² Large Capacity Feeder (Pedestal type): 64 - 105 g/m ² Paper Feed Pedestal: 64 - 105 g/m ²
Memory size	RAM: 1GB (Unified with Page and Main Memory) HDD: 60GB+ (Shared for all imaging functions)
Warm-Up Time	Approx. 20 seconds
Duplex	Standard
Power Consumption	Max. 1.5kW (115V, 220-240V)
Dimensions	W575 x D586 x H756mm (22.6" x 23" x 29.8")
Weight	Approx. 60kg (with drum and developer)

Print Specifications	
<small>*Note: Require GM-1160 or GM-2160 (optional)</small>	
Print Resolution	600 dpi x 600 dpi, 1 bit 2,400 dpi x 600 dpi, with smoothing
Print Speed	e-STUDIO355: 35 ppm e-STUDIO455: 45 ppm
Interface	Ethernet (10/100BASE-T), USB 2.0/Hi Speed USB, Wireless LAN (option), Bluetooth (option)
Printer Language	PCL6 emulation, PostScript3 emulation, XPS
Protocols	TCP/IP, IPX/SPX, NetBIOS, AppleTalk, EtherTalk, LPR/LPD, LPP w/Authentication, Port 9100, Bluetooth (HCRP/BIP/OPP/FTP), Windows Printing, Netware, AS/400, SAP R/3
Drivers	Windows 2000, Windows XP 32/64 bit, Windows Server 2003/2008 32/64 bit, Windows Vista 32/64 bit, UNIX, Linux, MacOS10.2, 4, 10.3, 10.4 and 10.5
USB Direct Print	PDF, JPEG, Slim PDF, XPS

Copy Specifications	
<small>*Note: Standard</small>	
Copy Resolution	Printing: 2,400 x 600 dpi with smoothing (Mono) Scanning: 600 dpi x 600 dpi (Colour & Mono)
Copy Speed	e-STUDIO355: 35 cpm e-STUDIO455: 45 cpm
First Copy Out Time	Approx. 3.7 seconds
Original Size	A4, A3, B5, A4-R, A5-R, B5-R
Original Scan Speed	B&W: 45 spm (600 dpi), Colour Doc. Mode: 23 spm (600 dpi) B&W: 57 spm (300 dpi), Colour Doc. Mode: 43 spm (300 dpi)
Copy Mode	Text, Text/Photo, Photo, Colour Doc, Custom
Reproduction Ratio	25% to 400% in 1% increment (Platen) 25% to 200% in 1% increment (RADF)
Multiple Copying	Up to 999 copies

Scan Specifications	
<small>*Note: Require GM-1160 or GM-2160 (optional)</small>	
Scan Resolution	100 dpi, 150 dpi, 200 dpi, 300 dpi, 400 dpi, 600 dpi
Scan Speed	57 spm (300 dpi, B/W), 43 spm (300 dpi, Colour)
File Format	JPEG, TIFF, PDF, XPS, Slim PDF
Authentication	LDAP, SMTP, Windows Domain
Direct Scan	Scan-to-File, Scan-to-Email, Scan-to-e-Filing, Scan-to-USB

Fax Specifications	
<small>*Note: Require GD-1250 (optional)</small>	
Compatibility	Super G3, G3
Modem Speed	Max. 33.6kbps
Scan Speed	0.7 seconds/page (A4) or 50 scans / minute (A4)
Transmission Speed	Approx. 3 seconds / page
Data Compression Method	JBIG, MMR, MR, MH
Memory Transmission	Max. 100 jobs, 1,000 destination, 400 destinations/job, Max. 1000 pages/file
Fax Memory	Transmission 500MB (HDD), Reception 500MB (HDD), Backup Permanent (HDD)
Other Fax Functions	Internet Fax Network Fax

e-Filing Specifications	
<small>*Note: Standard</small>	
Operation Method	Colour touch control panel or client PC
Number of Boxes	1 public box, 200 private user boxes
Capacity of Boxes	100 folders/box, 400 documents/folder, 200 pages/document

Options	
Covers	
RADF (Reversing Automatic Document Feeder) (MR-3022)	
- Original capacity	100 sheets (at 80 g/m ²)
- Original size	A3, A4, A4-R, B5, B5-R, B4, A5-R
- Original paper weight	Simplex: 35 - 157 g/m ² Duplex: 50 - 157 g/m ²
Platen Cover (KA-1640PC)	
Accessible Arm (KK-2550)* <small>*Note: An optional item attached to RADF</small>	
Inner Trays	Work Tray (KK-4550) Job Separator (MJ-5006) Offset Tray (Std. function: Built-in)
Finishers / Hole Punch Units	
- Hanging (MJ-1031)	Tray Capacity: Max. 1,000 sheets (A4, B5, A5-R) Staple Capacity: Max. 50 sheets (A4, B5, A5-R)
- Multi-Staple (MJ-1101)	Finishing Tray: Max. 2,000 sheets (A4, B5, A5-R) Stationary Tray: Max. 250 sheets (A4, B5, A5-R) Max. 50 sheets (A4, B5)
- Tray Capacity	
- Staple Capacity	
- Saddle-Stitch (MJ-1024)	1st bin : Max. 1,000 sheets (A4, B5, A5-R) 2nd bin : Approx. 1,000 sheets (A4, B5, A5-R)
- Tray Capacity	Max. 50 sheets (A4, B5, A5-R)
- Staple Capacity	
- Saddle-stitch (Booklet)	
- Paper size	A3, B4, A4-R (64 - 80 g/m ²)
- Staple capacity	Max. 15 sheets
- Stack capacity	11 - 15 sheets copy : 10 sets 6 - 10 sheets copy : 20 sets Less than 6 sheets : 25 sets

Hole Punch Unit (MJ-6004) for MJ-1024

Hole Punch Unit (MJ-6101) for MJ-1101

* Bridge Kit (KN-2520) is required for all finishers and hole-punch unit

* Staple cartridge: STAPLE-600, STAPLE-2000, STAPLE-2400

Drawers

- Paper Feed Pedestal (KD-1025) 550 sheets, A3 - A5-R, 64 - 105 g/m²

- Drawer Module (MY-1033) for KD-1025 550 sheets, A3 - A5-R, 64 - 105 g/m²

- Large Capacity Feeder (KD-1026A4) 2,000 sheets, A4, 64 - 105 g/m²

- Desk (MH-1910)

Network Utilities

- Printer Kit (GM-1160)

- Scanner Kit (GM-4160)

- Printer/Scanner Kit (GM-2160)

Information Communications / Security

- Fax Unit (GD-1250AS/NA)

- Fax Kit 2nd Line (GD-1260AU/NA)

- Wireless LAN Module (GN-1050)

- Bluetooth Module (GN-2010)

- Antenna (GN-3010) for GN-1050 and GN-2010

- Meta Scan Enabler (GS-1010)

- Harness Cable for External Device (GQ-1180)

- e-BRIDGE ID Gate (KP-2004 HID), (KP-2005 Mifare)

- Data Overwrite Enabler (GP-1070)

- IPsec Enabler (GP-1080)

- External Interface Enabler (GS-1020)

Microsoft and Windows[®] are registered trademarks of Microsoft Corporation in the United States and/or other countries.

Adobe[®] PostScript[™] Level 3[™] is a registered trademark of Adobe Systems, Inc.

Mac OS[®] is a registered trademark of Apple Inc.

All other brand and/or product names are trademarks of their respective owners.

All specifications relevant to paper capacity, productivity and others relating to paper refer to A4 size paper of 80g/m² (LT size paper of 20 lbs) quality if not otherwise mentioned.

This brochure was compiled based on information that was accurate prior to product launch. Product design and specifications are subject to change without notice. The colour(s) of the actual product may vary from the colour(s) shown in this brochure. No part of this material may be used or reproduced in any manner whatsoever without permission. 1GB is equivalent to 1 billion bytes. Days for function availability may differ by region; "e-filing" is an abbreviation of "electronic filing". Warm-up time and print speed may vary depending on the operating environment. ©2009 TOSHIBA TEC CORPORATION All rights reserved.

As an ENERGY STAR Partner TOSHIBA TEC CORPORATION has determined that this multifunctional device model meets the ENERGY STAR guidelines for energy efficiency.



Distributed by

TOSHIBA

TOSHIBA SINGAPORE PTE LTD

438B Alexandra Road, #06-01, Alexandra Technopark

Singapore 119968

Tel: (65) 6516 0380

Fax: (65) 6516 0430

<http://www.estudio.com.sg>

Version 2.0 TSP